

## Fit Express Speed Oven



### PERFORMANCE

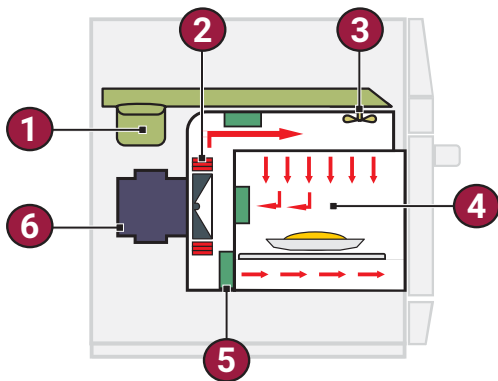
- The Fit Express speed oven is indicated to finishing fresh, chilled or frozen food, with excellent taste, visual and crispness results. The impinged air convection technology combined with microwave enables cooking food up to ten times faster than traditional processes.

### FEATURES

- Up to 1024 recipes, with 8 steps each, divided by 16 groups;
- USB port to upload/download recipes;
- Adjustable temperature from 86°F (30°C) to 536°F (280°C);
- Friendly user interface;
- Independent control of air speed, temperature and microwave;
- Constructed from AISI430 (exterior) and AISI304 (interior);
- Daily cleaning guide, explanatory videos that demonstrate the process step by step.
- Warranty – 1 year parts and labor.

### INCLUDED ACCESSORIES

- 01 - Aluminum Paddle;
- 01 - Solid PTFE Basket;
- 01 - Usb Flash Drive.



1. Magnetron
2. Resistance
3. Stirrer
4. Impinged air
5. Catalytic converter
6. Blower motor

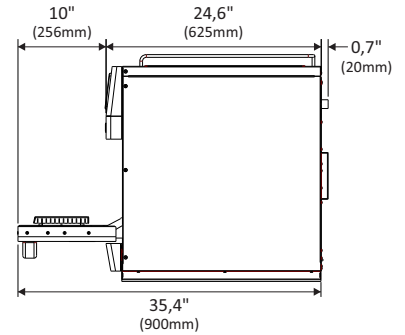
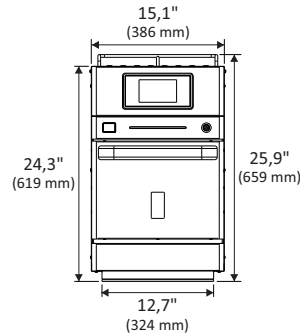
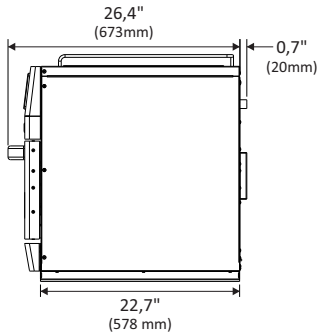


Black

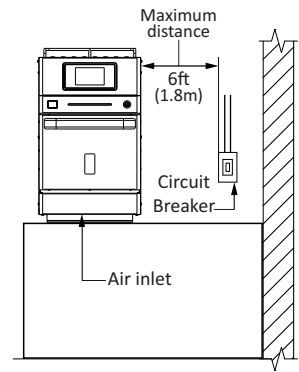
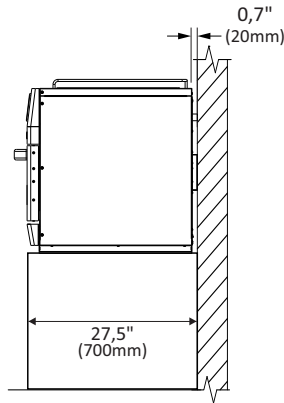
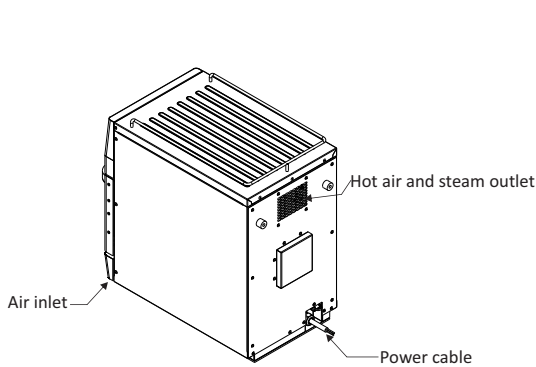
Orange

Stainless steel

### PRODUCT DIMENSIONS



### INSTALLATION



### ELECTRICAL SPECIFICATIONS

Ensure that the electrical characteristics of the power grid are in accordance with the technical specifications located on the data label located on rear panel of the unit.

The outlet should be located no more than 6ft / 1.8m away from the unit.

This plug must be connected to a properly installed and grounded outlet.

In the event of an electrical short, properly grounding the unit reduces the risk of electrical shock by grounding the electrical current.

The power grid is the customer's responsibility.

#### FIT EXPRESS DOUBLE MAGNETRON

Region	Voltage (V)	Phases	Freq. (Hz)	Power (kW)	Circuit Breaker (A)	Cable	Socket
Europe	230	Single	50	6.8	32	3x4mm <sup>2</sup>	32A (2P+E)
	380	Multi	50	6.5	16	5x2,5 mm <sup>2</sup>	16A (3P+N+E)
	400	Multi	50	6.8	16	5x2,5 mm <sup>2</sup>	16A (3P+N+E)

#### FIT EXPRESS SINGLE MAGNETRON

Europe	230	Single	50	3	13	3x1,5 mm <sup>2</sup>	13A (2P+E)	NOT PROVIDED
--------	-----	--------	----	---	----	-----------------------	------------	--------------

### GENERAL INSTRUCTIONS

The oven must be installed on a base or counter that supports the weight of the unit (approximately 147,7 lbs. / 67 kg). For proper ventilation, a minimum space of 0,7" (20mm) between the back of the oven and the wall.

Do not block the air inlets and exhaust outlets located on the front and back of the oven.

It is not recommended for the unit to be positioned near stoves, deep fryers, hot plates and other equipment that releases fat, fumes and heat.

The oven must be installed at a leveled and ventilated location. Improper installation may void the equipment warranty.

### DIMENSIONS

Fit Express	Product dimensions				Boxed product dimensions			
	Height	Width	Depth	Weight	Height	Width	Depth	Weight
	24,3" 619mm	15,1" 386mm	27,2" 693mm	147,7lbs 67kg	32,2" 820mm	21,6" 550mm	35,4" 900mm	189,5lb 86kg
Chamber dimensions	Capacity		Height	Width	Depth			
	0.45 cu.ft 13L		6,6" 170mm	12,4" 315mm	13,4" 341mm			
Wall clearance	Left side		Back		Right side			
	0" 0mm		0" 0mm		0" 0mm			